



**MEDICAL  
STRATEGY**

# MEDICAL BIOHEALTH

Small and mid cap oriented  
biotech fund

BIOTECHNOLOGY:  
THE INDUSTRY OF OUR FUTURE

STATUS: July 2026

Advertising communication



# MEDICAL STRATEGY

## Company profile



- ⌵ The company was founded in 1992
- ⌵ Since 2000: Management of investment funds in the healthcare sector
- ⌵ Employees: 11
- ⌵ Total AUM: approx. €1.4 billion

Specialised healthcare investment manager with deep scientific understanding

Focus on equity portfolios in the biopharmaceutical sector

01

Biotech & innovative BioPharma stocks

02

Focus on **small and mid cap stocks**

03

Focus on **innovative therapy developers**

04

**Scientific** approach

05

Long-term **outperformance**

# MEDICAL STRATEGY

Our team – interdisciplinary team: scientists as portfolio managers

## MARIO LINIMEIER



### Managing Partner Head of Portfolio Management

Molecular biologist, business economist,  
2 years as transaction consultant at KPMG, >10 years in portfolio management

## MARTINA BERAN



### Head of Sales

authorised signatory, trade scientist, many years of experience in account management

## DR. ALEXANDER JENKE



### Deputy Head of Portfolio Management, authorised signatory

PhD in biology, business economist,  
many years of research experience

## DR. ANDREAS BUCHBENDER



### Portfolio manager

PhD in molecular biology

## STEFAN KRAFT



### Head of Transaction Management, Risk Controlling & Fund Reporting

graduate economist

## DR. DOMINIK LOSER



### Healthcare Analyst

PhD in Biology, B.Sc. Biomedical Engineering, M.Sc. Biomedical Sciences, Research Experience

## JULIAN NEHRIG



### Healthcare Analyst

Medical doctor, BSc in Psychology, experience as a clinical research physician

## KATRIN WINTERSTEIN



### Head of Trading and Back Office, Authorised Signatory, Bank Officer, M.A.

## PETRA SCHAFFER



Trading and market follow-up  
fund administration, many years'  
experience at a major bank

## THOMAS VORLICKY



### Managing Director

business economist, many years  
of experience in a major bank

## SCIENTIFIC ADVISORY BOARD

- **Prof. Dr Thomas Zeller:** Head of the Department of Angiology at the University Heart Centre Freiburg - Bad Krozingen
- **Prof. Dr Karl-Christian Bergmann:** Head of Practice-Based Research, Institute for Allergy Research - University Medicine Berlin
- **Prof. Dr Andreas Rank:** Senior Physician for Internal Medicine, Haematology and Oncology at the University Hospital Augsburg
- **Dr Stefan Meyer:** former Head Global Portfolio Management, Early Pipeline 'Oncology' & 'Neurology/Immunology' at Merck KGaA
- **Dr Alexander To:** US Healthcare Analyst

# BIOPHARMA NEWS

## Factors of price developments

### COMPANY-SPECIFIC

Results from clinical studies

---

Successful product approvals

---

M&A activities

---

Co-operation and marketing deals

---

Profit & sales development

---

Patent expiries at BigPharma



Inflation & interest rates

---

Geopolicy

---

Policy & regulation

---

Trump & Kennedy

### MACROECONOMIC & EXTERNAL


# QUANTUM LEAPS IN MEDICINE

We invest in  
**real medical  
challenges**

where **the need is  
greatest  
&  
innovation is  
strongest.**



# THE SOURCES OF VALUE DEVELOPMENT / OUTPERFORMANCE:



**Price increases due to  
advances in research and  
development and marketing**

New technologies  
Innovative therapies



**Premiums in mergers and  
acquisitions**

Big Pharma needs biotech

# OUR FUND: MEDICAL BioHEALTH

## Acquisitions of portfolio companies


Year	Date	Share/Name	Buyer	Premium	Weighting	Area
2023	09/01/2023	Albireo Pharma	Ipsen	84 % <sup>1</sup>	1.8 %	rare disease
	19/01/2023	Concert	Sun Pharma	16 % <sup>1</sup>	0.7 %	autoimmune
	13/03/2023	Provention Bio	Sanofi	273 %	0.4 %	autoimmune
	13/03/2023	Seagen	Pfizer	33 %	3.0 %	oncology
	18/04/2023	Bellus Health	GlaxoSmithKline	103 %	1.0 %	respiratory dis.
	01/05/2023	Iveric Pharma	Astellas Pharma	22 %	1.1 %	eyes
	10/05/2023	CTI BioPharma	Sobi	98 %	1.0 %	oncology
	06/06/2023	Paratek Pharmaceuticals	Gurnet Point Capital & Novo Holdings	41 % <sup>1/4</sup>	0.3 % <sup>4</sup>	antibiotics
	12/06/2023	Chinook	Novartis	67 % <sup>1</sup>	0.7 %	rare disease
	28/07/2023	Reata Pharmaceuticals	Biogen	58 %	2.3 %	CNS
	03/10/2023	Point BioPharma	Eli Lilly	87 %	0.4 %	oncology
	30/11/2023	ImmunoGen	AbbVie	95 %	2.7 %	oncology
2024	08/01/2024	Ambix BioPharma	Johnson & Johnson	105 %	0.5 %	oncology
	12/02/2024	CymaBay	Gilead	27 %	3.9 %	rare disease
	19/03/2024	Fusion Pharma	AstraZeneca	97 % <sup>1</sup>	0.4 %	oncology
	29/04/2024	Deciphera Pharmaceuticals	ONO Pharmaceuticals	75 %	0.8 %	oncology
	28/04/2025	SpringWorks Therapeutics	Merck KGaA	17 %	2.0 %	oncology
2025	21/05/2025	Vigil Neuroscience	Sanofi	246 % <sup>1</sup>	0.2 %	CNS
	10/07/2025	Verona Pharma	Merck & Co.	23 %	6.3 %	respiratory dis.
	09/09/2025	Tourmaline Bio	Novartis	59 %	0.5 %	cardiovascular
	18/09/2025	89bio	Roche	79 %	0.6 %	metabolism
	22/09/2025	Metsera	Pfizer	42 %	0.4 %	metabolism
	29/09/2025	Merus	Genmab	41 %	3.2 %	oncology
	09/10/2025	Akero	Novo Nordisk	19 % <sup>1/3</sup>	1.8 %	metabolism
	14/11/2025	Cidara	Merck & Co	107 %	1.0 %	respiratory dis.
	08/01/2026	Ventyx Biosciences	Eli Lilly	62 %	0.4 %	metabolism
	25/03/2026	Terns Pharmaceuticals	Merck & Co	31 %	0.9 %	oncology
2026	31/03/2026	Centessa Pharmaceuticals	Eli Lilly	38 %	0.4 %	CNS
	07/04/2026	Soleno Therapeutics	Neurocrine Biosciences	34 %	0.4 %	rare disease
	29/04/2026	KalVista Pharmaceuticals	Chieso	36 %	1.7 %	rare disease
	09/06/2026	Nuvalent	GSK	40 %	1.7 %	oncology
	22/06/2026	Apogee Therapeutics	AbbVie	50 %	1.2 %	autoimmune

In the last 4 years, **32 takeovers** of portfolio companies

Young **innovative leaders** in the focus of M&A deals

Continued **high funds in large caps**

Takeovers create **added value** in the fund, performance contribution:



### Interdisciplinary team made possible by:

- **Biotech:** recognising 'genuine' innovation
- **Pharma:** recognising which companies need to 'buy in' innovation in which therapeutic areas

Past performance is no guarantee and no indicator of future performance. Source: own calculation

<sup>1</sup> plus right to rectify in the event of product success (CVR), <sup>2</sup> offer in cash and shares, <sup>3</sup> based on the volume-weighted average price of the last 30 days before the takeover was announced, <sup>4</sup> price increase since the beginning of the takeover rumours; weighting before the beginning of the takeover rumours, <sup>5</sup> price increase/weighting since the last trading day before the first non-binding takeover bid

# OUR FUND: MEDICAL BioHEALTH

Our key investment criteria

## Level of Innovation

New standard

*First in Class,  
Best in Class*

## Development Status

Product close to the market

*Proof of Concept*

## Management & Financing

Experience and sufficient cash for development

*Biotech companies are largely financed by equity.*

## Assessment

Above-average growth potential through successful product development



The **qualitative and scientific analysis** is the core of the due diligence.

# OUR FUND: MEDICAL BioHEALTH

Our investment process



**The right company (stock picking)**

**at the right price (valuation)**

**at the right time (taking advantage of volatility)**



## Internal research

- Company contacts
- Annual reports
- Investment conferences
- Scientific congresses & publications
- Expert opinion\*



## External research

Specialised Brokers



## Internal database

- ~900 companies
- development status, patents, competition, financial parameters



## Sustainability

- Consistent exclusion of companies with severe violations against the environment, human rights and business ethics
- Screening with leading ESG data providers: MSCI



## Proprietary valuation model

### Revenue multiple valuation:

- Based on revenue and price estimates from database
- Inclusion of degree of innovation (multiples of 3x-6x)



## Portfolio construction


- 70 – 100 companies
- Weighting (from 0.25% to 5%) according to risk profile, liquidity, company size

# OUR FUND: MEDICAL BIOHEALTH


The gist of it




## Sector Allocation



## Allocation based on Company Size



## Country Allocation (Top 5)



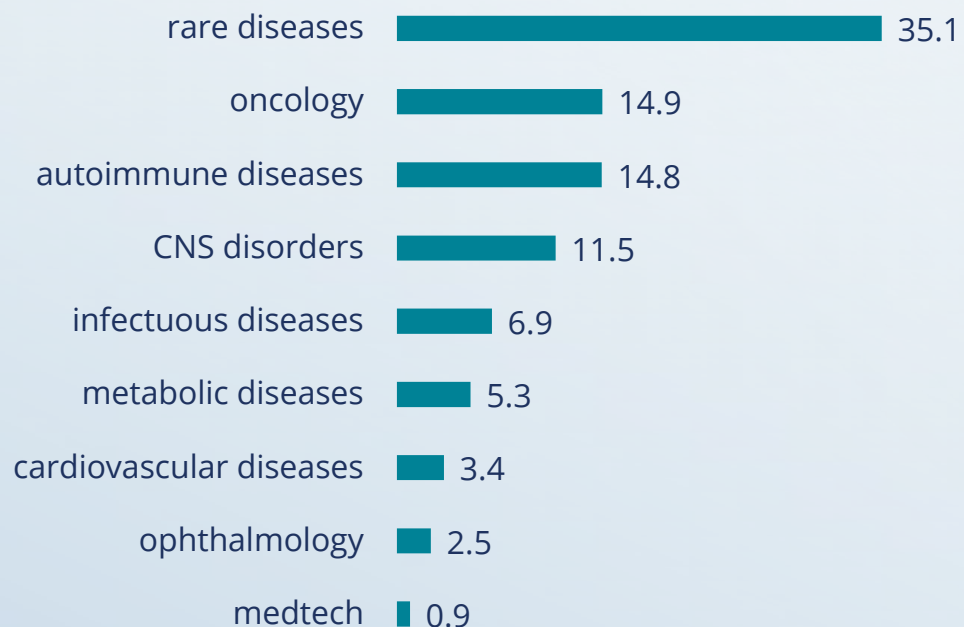
Source and status: anevis solutions GmbH, 30 June 2026

Past performance is no guarantee and no indicator of future performance. Caution: the distribution may vary over time

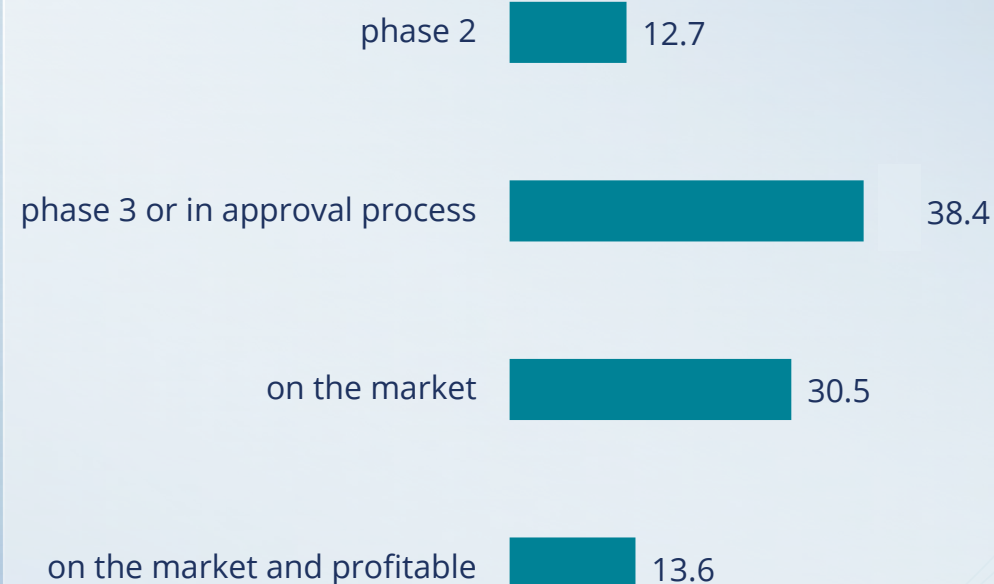
# OUR FUND: MEDICAL BioHEALTH

Allocation by therapeutic area & development status

## Overview by therapeutic area (in %)



## Overview by development status of the companies (in %)



# OUR FUND: MEDICAL BIOHEALTH

Performance overview

Indexed performance over the last 10 years (in %)



Source and status: anevis solutions GmbH, 30<sup>th</sup> June 2026

	YTD	1 year	3 years	3 years p.a.	5 years	5 years p.a.	10 years	10 years p.a.
<b>Cumulative performance (gross, in %)</b>	13.8 %	60,6 %	66.0 %	18.4 %	52.0 %	8.7 %	246.1 %	13.2 %
<b>volatility</b>	29.7 %	26.2 %	24.8 %	-	26.7 %	-	25.1 %	-

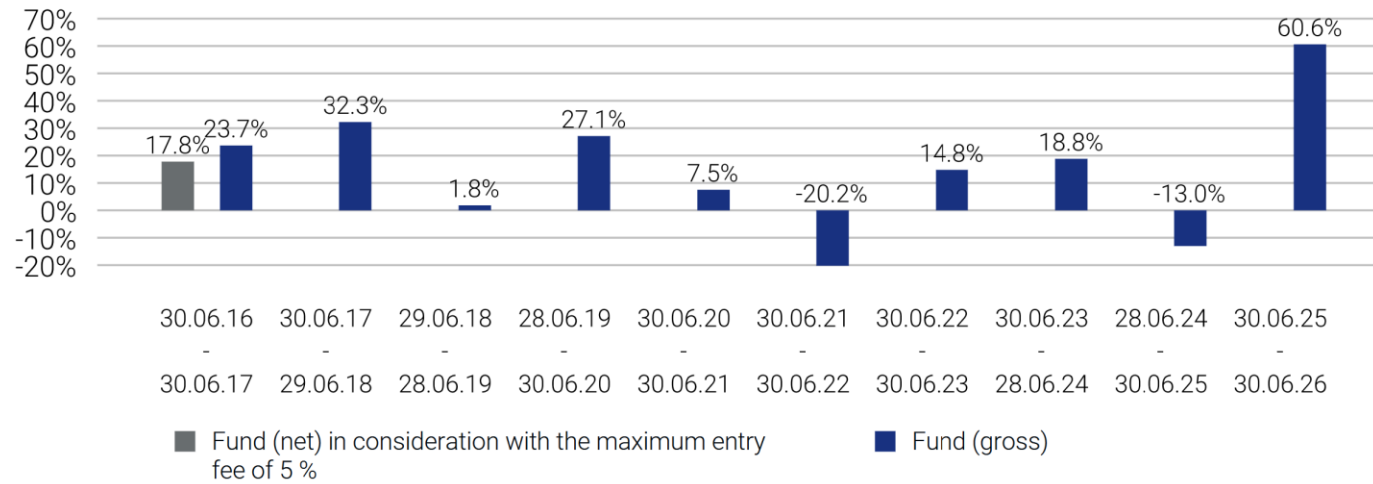
Source and status: anevis solutions GmbH, 30<sup>th</sup> June 2026

Source: anevis solutions GmbH / Hauck Aufhäuser Lampe; Performance calculation based on gross performance (BVI method) The issue premium (for investment and reinvestment) was not taken into account and individual costs such as custodian fees were not included. If the issue premium and custodian fees are included, the performance would be lower. Past performance is no guarantee and no indicator of future performance. Note: The distribution may vary over time.

# OUR FUND: MEDICAL BIOHEALTH

## Performance overview

Annual performance over the last 5 years, rolling, as a bar chart, gross and net (in %)



Source and status: anevis solutions GmbH, 30<sup>th</sup> June 2026

### Monthly performance overview

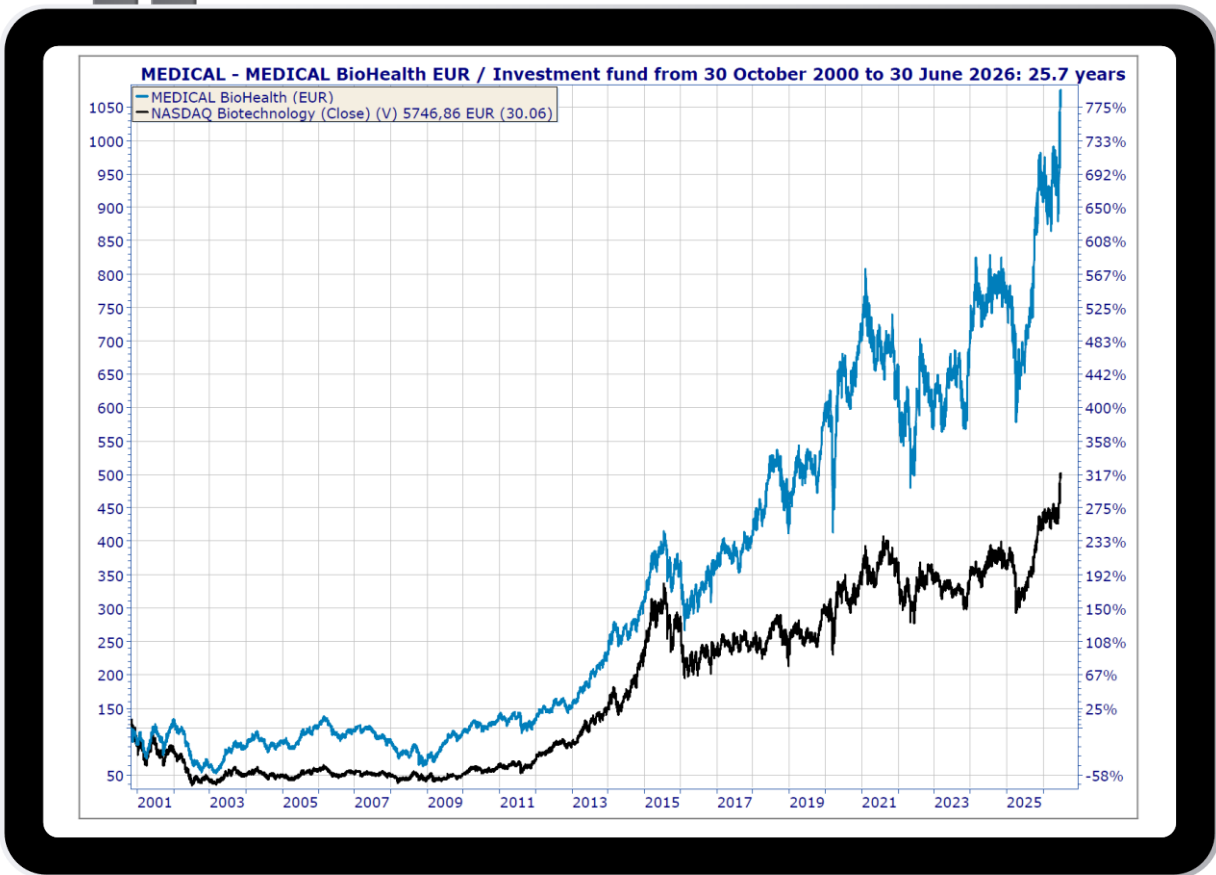
	Jan	Feb	March	April	May	June	July	Aug	Sep	Oct	Nov	Dec	Year
<b>2020</b>	-2.4 %	-3.0 %	-12.1 %	24.2 %	5.6 %	1.0%	-5.1 %	-2.5 %	3.3 %	2.3 %	7.7 %	1.4 %	17.5 %
<b>2021</b>	5.6 %	-2.3 %	-2.4 %	-0.3 %	-4.2 %	4.9 %	- 5.4 %	4.3 %	-1.4 %	0.9 %	- 7.4 %	0.1 %	-8.3 %
<b>2022</b>	-12.4 %	2.3 %	3.6 %	-5.7 %	-8.3 %	9.3 %	8.6 %	6.9 %	-2.7 %	1.7 %	-6.9 %	-1.0 %	-7.2 %
<b>2023</b>	4.6 %	-0.3 %	-7.7 %	2.3 %	7.2 %	2.8 %	5.3 %	-3.5 %	-3.1 %	-9.7 %	2.2 %	20.9 %	19.3 %
<b>2024</b>	2.7 %	11.2%	-3.3 %	-5.4 %	-0.2 %	3.7 %	2.8 %	0.2%	-3.1 %	0.7 %	4.4 %	-4.8 %	7.9 %
<b>2025</b>	0.0 %	-4.5%	-5.4 %	-3.9 %	-1.3 %	1.7 %	6.7 %	4.3 %	8.1 %	13.9 %	6.4 %	-3.2 %	23.0 %
<b>2026</b>	-2.1 %	0.0 %	-5.3 %	6.5 %	2.7 %	12.2 %							13.8 %

Source and status: anevis solutions GmbH, 30<sup>th</sup> June 2026

Source: anevis solutions GmbH / Hauck Aufhäuser Lampe; Performance calculation based on gross performance (BVI method). The front-end load (on investment and reinvestment) was not taken into account, nor were individual costs such as custodian fees. If the front-end load and custodian fees are included, the performance would be lower. Past performance is no guarantee and no indicator of future performance. Note: The allocation may vary over time.

# MEDICAL STRATEGY

## Outperformance MEDICAL BioHealth

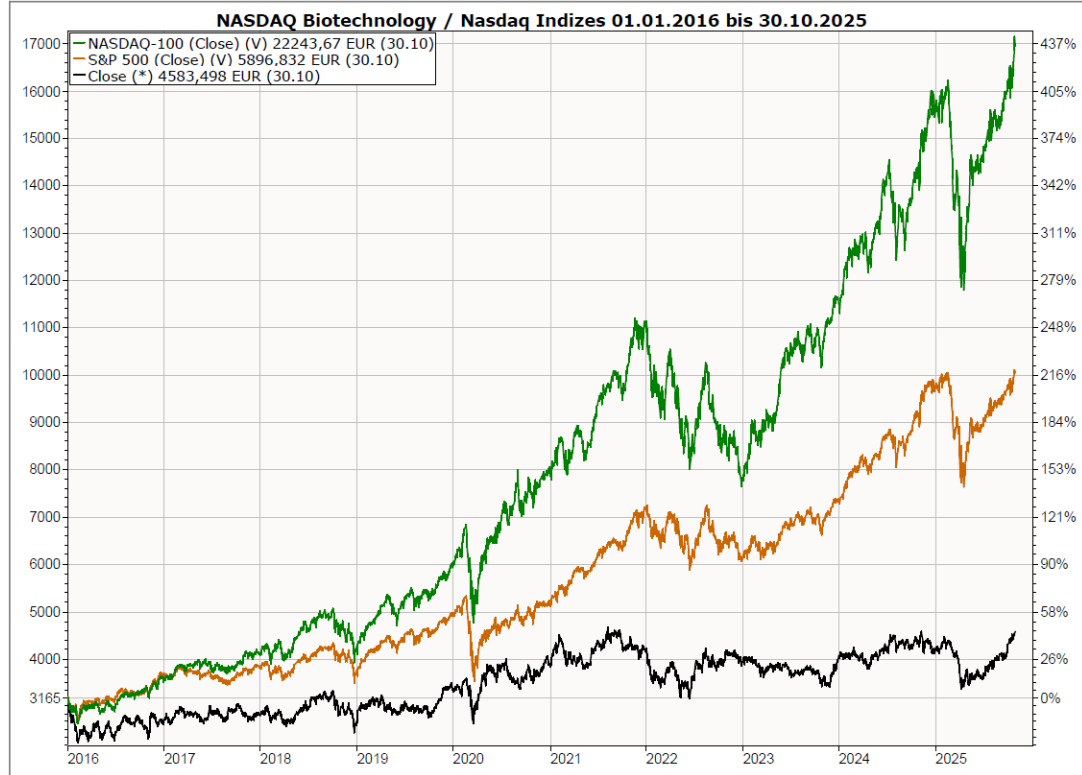


performance since launch 30 October 2000	in EUR, in %	outperformance in EUR in %
MEDICAL BioHealth EUR	796.5 %	
NASDAQ Biotechnology	302.2 %	<b>494.3 %</b>

As at 30<sup>th</sup> June 2026; Source: wvd; Price indices in EUR; For the calculation of the index performance and the exchange rate conversion, the previous day's closing prices were used. Since the fund is mainly invested in North America, the time difference was taken into account  
 Performance is calculated according to gross performance (BVI method). The front-end load (on investment and reinvestment) was not taken into account, nor were individual costs such as custody fees. If the front-end load and custody fees are included, performance would be lower. Past performance is no guarantee and no indicator of future performance.

# BIOTECH ON THE VERGE OF A COMEBACK

MEDICAL BioHealth with attractive upside potential



**Valuation discount** relative to NASDAQ and S&P 500 is historically high – thus increasing **catch-up potential** in the event of a market rotation.



**Biotech is an early cyclical sector:** in the past, periods of weakness have usually been followed by disproportionately strong recoveries.



**Fundamentally supported:** Pipeline density, M&A momentum and cash reserves of many biotech companies are at record levels.

The MEDICAL BioHealth Fund offers investors access to a sector that is currently **undervalued** but **structurally strong in terms of growth**. The combination of scientific progress, regulatory clarity and capital inflows creates the basis for **disproportionate recovery potential**.

As at 31 October 2025; Source: vwd; Price indices in EUR; For the calculation of the index performance and the exchange rate conversion, the previous day's closing prices were used. Since the fund is mainly invested in North America, the time difference was taken into account. Performance is calculated according to gross performance (BVI method). The front-end load (on investment and reinvestment) was not taken into account, nor were individual costs such as custody fees. If the front-end load and custody fees are included, performance would be lower. Past performance is no guarantee and no indicator of future performance.

# OUR FUND: MEDICAL BioHEALTH

## Facts & figures

unit classes	EUR	EUR H	I (institutional)	S (institutional)	I X (institutional)	EUR E (institutional)	USD
share class currency	Euro	Euro (USD is hedged)	Euro	Euro (USD is hedged)	Euro	Euro	USD
ISIN	LU0119891520	LU0228344361	LU0294851513	LU0295354772	LU1152054125	LU1783158469	LU3092605388
WKN	941135	A0F69B	A0MNRQ	A0MQG5	A12GCR	A2JEMC	A41ALB
Bloomberg	OPMEDIC LX	OPJZ GR	OPMEDEI LX	OPMDEIH LX	OPMDEIX LX	OPMEDEE LX	MEDIBHU LX
launch date	October 30 <sup>th</sup> , 2000	September 30 <sup>th</sup> , 2005	May 2 <sup>nd</sup> , 2007		July 4 <sup>th</sup> , 2016	April 30 <sup>rd</sup> , 2018	Juli 31 <sup>st</sup> , 2025
minimum investment	none		100.000 EUR (none for foundations)		10 mn. EUR	20 mn. EUR	none
issue surcharge	up to 5% of the investment amount						
portfolio commission	up to 0.6% for distribution		none		none	none	none
ongoing costs*	1.82%	1.83%	1.32%	1.33%	1.03%	0.96%	1,32 %
plus any performance-related remuneration*	15.0 % of the increase in value in excess of 5.0 % (hurdle rate) in relation to the NAV per share in the financial year (high water mark)		10.0 % of the increase in value in excess of the hurdle rate of 5.0% in the financial year (high water mark)		10.0 % of the excess of growth over the hurdle rate, based on the NAV per share in the financial year (high water mark)	None	10 % of the outperformance in excess of the 5.0 % hurdle rate based on the NAV per share in the financial year (high water mark)
appropriation of earnings	accumulation	accumulation	accumulation	Target distribution 5 % p.a. (March 31 <sup>st</sup> , 2026: €35.89 per unit)	accumulation	accumulation	accumulation
total volume	approx. €987 million (as at 30 <sup>th</sup> June 2026)						
financial year	December 31 <sup>st</sup>						
ESG	Art. 8 in accordance with the Disclosure Regulation (SFDR) Sustainable Investment in accordance with MiFID II guideline Art.2 point 7C						

# WHY INVEST IN MEDICAL BIOHEALTH?

reason #1

**Focus on young innovation leaders with significant potential for value appreciation**

reason #2

**In-depth biomedical expertise**

reason #3

**Long-standing track record with significant outperformance vs. benchmark**

reason #4

**Disciplined, structured analysis and investment process**





- > Daimlerstrasse 15
- > 86356 Neusäß,  
Germany
- > [www.medicalstrategy.de](http://www.medicalstrategy.de)



**Thomas Vorlicky**

+49(0) 821-259351-13  
+49(0) 170-1763551  
[tvorlicky@medicalstrategy.de](mailto:tvorlicky@medicalstrategy.de)



**Martina Beran**

+49(0) 821-259351-15  
+49(0) 151-10572471  
+43(0) 699-1000 6633  
[mberan@medicalstrategy.de](mailto:mberan@medicalstrategy.de)

This Past performance is not a reliable indicator of future performance. This is a non-binding marketing communication. It is for informational purposes only and does not constitute a public offer, recommendation, advice or solicitation to buy or sell fund units, nor should it be considered a solicitation to submit an offer to enter into a contract for investment services or ancillary services.

This is not a recommendation to buy or sell. The information and assessments contained herein do not constitute investment advice or any other recommendation. They are no substitute for individual investment advice. No assurance can be given that the investment objectives will be achieved. Past performance is no guarantee and no indicator of future performance. Please read the prospectus and the key investor information document (KIID) before making a final investment decision. The binding basis for the purchase of the fund is the BIB, the currently valid sales prospectus with the management regulations or articles of association, the most recently published and audited annual report and the most recently published unaudited semi-annual report, which are available free of charge in German from the management company Hauck & Aufhäuser Fund Services S.A., 1c, rue Gabriel Lippmann 5365 Munsbach, Luxembourg and at <https://medicalstrategy.de/fonds/medical-bio-health>. Further information is also available by calling +49-821-259351-14 or sending an email to [relations@medicalstrategy.de](mailto:relations@medicalstrategy.de).

Further detailed information on the opportunities and risks is contained in the sales prospectus and the basic information sheet.

Risk class 5 is based on the assumption that the recommended holding period will be observed. The risk indicator can have a value between 1 and 7. The fund is actively managed.

Tax treatment depends on the personal circumstances of the respective investor and may be subject to future changes.

The funds of Medical Strategy GmbH were established under German law and are authorised for distribution in Germany, Austria, the Netherlands and Spain.

The units of this fund are not intended for distribution in the USA or to US citizens.

The management company may decide to revoke the arrangements it has made for the distribution of the units of its undertakings for collective investment in accordance with Article 93a of Directive 2009/65/EC. Information on investor rights is available on the Hauck website.

The opinions expressed in this product information reflect the current, carefully prepared assessment of Medical Strategy GmbH; These may change at any time without prior notice. Despite careful procurement and provision, Medical Strategy GmbH and third parties from whom Medical Strategy GmbH obtains information accept no liability for the correctness, completeness, timeliness, accuracy or availability of the data made available and displayed as part of this information offering. Medical Strategy GmbH and anavis solutions GmbH, which technically produces the presentation/monthly reports, have not verified the data themselves and accept no liability for losses caused by or in connection with the use of this information.

The use of this information is at your own risk.

Any unauthorised use of this document, in particular its reproduction, processing, forwarding or publication, is prohibited. The creator of this document and its affiliated companies exclude any liability for the accuracy, completeness or timeliness of the information contained herein and the opinions expressed. Any past performance figures, backtest data and past or future simulations contained in this document are no guarantee of future developments.

As of 07/2026

- **Past performance is not a reliable indicator of future performance.**
- **A proven analytical approach does not guarantee future investment success.**
- **Stock market risk due to possible price declines caused by difficult market conditions:**  
Securities are subject to market-related price fluctuations that may not be offset by the active management of the asset manager or investment advisor. In addition, there are specific risks associated with drug development, such as clinical failure, regulatory hurdles, delayed approvals or unexpected safety issues, which can significantly impair the value of the company.
- **Currency risks due to foreign holdings in the portfolio:**  
You are exposed to currency risk if investments are made in securities or bonds denominated in a foreign currency and the underlying exchange rate falls. The appreciation of the euro (depreciation of the foreign currency) causes foreign assets denominated in euros to lose value. The exchange rate risk of foreign securities is thus compounded by currency risk, even if the securities are traded in euros on a German stock exchange. You may suffer a loss if the foreign currency in which the investment was made depreciates against your domestic currency.
- **Country, credit and liquidity risks of issuers:**  
The creditworthiness of the issuer is one of the most important selection criteria for bonds. An issuer's creditworthiness may deteriorate during the term of the bond to such an extent that the issuer's interest and principal payments are not only at risk but may even be defaulted. This can result in a total loss of your investment.
- **Long-term experience, certificates and awards do not guarantee investment success.**
- **Sustainability risk:**  
Environmental conditions, social upheaval and/or poor corporate governance can have a negative impact on the value of investments and assets in a number of ways. These so-called sustainability risks can have a direct impact on the net assets, financial position and earnings of the investment objects and also on their reputation.
- **Risks associated with investing in small and medium-cap companies:**  
The fund invests in early-stage medical development work. This results in the risk that the fund may hold shares in companies that only have a medium or small market capitalisation and are therefore less resilient to crises.
- **Concentration risk:**  
The fund's concentration on its specific investment segment of equities and its specialisation in the biotechnology sector prevents diversification across different asset classes and thus more comprehensive risk diversification.