



**MEDICAL
STRATEGY**

MEDICAL BIOHEALTH

Small and mid cap orientated
biotech fund

BIOTECHNOLOGY: THE INDUSTRY OF THE
FUTURE – YOUR CONTRIBUTION TO
INNOVATIVE PROGRESS

STATUS: December 2025

Advertising communication



MEDICAL STRATEGY

Company profile



- The company was founded in 1992
- Staff: 13
- Since 2000: Management of investment funds in the healthcare sector
- Total AUM: approx. €1.3 billion

Specialised healthcare investment manager with deep scientific understanding

Focus on equity portfolios in the biopharmaceutical sector

01

Biotech & innovative BioPharma stocks

02

Focus on **small and mid cap stocks**

03

Focus on **innovative therapy developers**

04

Numerous **awards**

05

Long-term **outperformance**

MEDICAL STRATEGY

Our team – interdisciplinary team: scientists as portfolio managers

MARIO LINIMEIER



**Managing Partner
Head of Portfolio
Management**
Molecular biologist, business
economist,
2 years as transaction
consultant at KPMG, >10 years
in portfolio management

KRISTOFFER UNTERBRUNER



**Portfolio manager, authorised
signatory**
molecular biologist, gene
therapy specialist

DR. ALEXANDER JENKE



**Portfolio manager, authorised
signatory**
PhD in biology, business
economist,
many years of research
experience

DR. ANDREAS BUCHBENDER



Portfolio manager
PhD in molecular biology

STEFAN KRAFT



**Head of Transaction
Management,
Risk Controlling & Fund
Reporting**
graduate economist

DR. DOMINIK LOSER



Healthcare Analyst
PhD in Biology, B.Sc. Biomedical
Engineering, M.Sc. Biomedical
Sciences, Research Experience

JULIAN NEHRIG



Healthcare Analyst
Medical doctor, BSc in
Psychology, experience as a
clinical research physician

KATRIN WINTERSTEIN



**Head of Trading and Back
Office, Authorised Signatory,**
Bank Officer, M.A.

PETRA SCHAFER



Trading and market follow-up
Technical assistant, fund
administration

JÜRGEN HARTER



**Authorised signatory &
shareholder**
banker, certified investment
fund expert (ZfU), over 35 years
of experience in the banking
and investment sector

THOMAS VORLICKY



Managing director
business economist, many years
of experience in a major bank

MARTINA BERAN



Head of Sales
Trade scientist, many years of
experience in account
management

Benjamin Gellert



Senior Sales Manager
Banking manager with many
years of experience in
wholesale sales and
institutional client
management with a focus on
investment solutions

SCIENTIFIC ADVISORY BOARD

- **Prof. Dr Thomas Zeller:** Head of the Department of Angiology at the University Heart Centre Freiburg - Bad Krozingen
- **Prof. Dr Karl-Christian Bergmann:** Head of Practice-Based Research, Institute for Allergy Research - University Medicine Berlin
- **Prof. Dr Andreas Rank:** Senior Physician for Internal Medicine, Haematology and Oncology at the University Hospital Augsburg
- **Dr Stefan Meyer:** former Head Global Portfolio Management, Early Pipeline 'Oncology' & 'Neurology/Immunology' at Merck KGaA
- **Dr Alexander To:** US Healthcare Analyst

BIOPHARMA NEWS

Factors of price developments

COMPANY-SPECIFIC

Factors

Results from
Clinical Studies

Successful Product Approvals

M&A Activities

Cooperation and Marketing Deals

Profit & Sales Development

Patent Expiries at BigPharma

Inflation & Interest Rates

Geopolicy

Policy & Regulation

Trump & Kennedy

Factors

MACROECONOMIC & EXTERNAL

QUANTUM LEAPS IN MEDICINE

We invest in
**real medical
challenges**

where **the need is
greatest
&
innovation is
strongest.**



rare diseases

Increasing number of rare
diseases treatable



autoimmune diseases

Autoimmune diseases **are very
common** and there is a need for
new treatments.



oncology

New **targeted therapies**
increase the chances of recovery
and prolong survival.



cardiometabolic diseases


Promising new treatment
options for the widespread
diseases of diabetes and obesity



CNS diseases

**New therapeutic options for
CNS diseases**
are highly promising for the
future.

THE SOURCES OF VALUE DEVELOPMENT / OUTPERFORMANCE:



**Price increases due to
advances in research and
development and marketing**

New technologies
Innovative therapies



**Premiums in mergers and
acquisitions**

Big Pharma needs biotech

OUR FUND: MEDICAL BioHEALTH

Acquisitions of portfolio companies

Year	Date	Share/Name	Buyer	Premium	Weighting	Area
2023	09/01/2023	Albireo Pharma	Ipsen	84 % ¹	1.8 %	rare disease
	19/01/2023	Concert	Sun Pharma	16 % ¹	0.7 %	autoimmune
	13/03/2023	Provention Bio	Sanofi	273 %	0.4 %	autoimmune
	13/03/2023	Seagen	Pfizer	33 %	3.0 %	oncology
	18/04/2023	Bellus Health	GlaxoSmithKline	103 %	1.0 %	respiratory dis.
	01/05/2023	Iveric Pharma	Astellas Pharma	22 %	1.1 %	eyes
	10/05/2023	CTI BioPharma	Sobi	98 %	1.0 %	oncology
	06/06/2023	Paratek Pharmaceuticals	Gurnet Point Capital & Novo Holdings	41 % ^{1/4}	0.3 % ⁴	antibiotics
	12/06/2023	Chinook	Novartis	67 % ¹	0.7 %	rare disease
	28/07/2023	Reata Pharmaceuticals	Biogen	58 %	2.3 %	CNS
	03/10/2023	Point BioPharma	Eli Lilly	87 %	0.4 %	oncology
	30/11/2023	ImmunoGen	AbbVie	95 %	2.7 %	oncology
2024	08/01/2024	Ambix BioPharma	Johnson & Johnson	105 %	0.5 %	oncology
	12/02/2024	CymaBay	Gilead	27 %	3.9 %	rare disease
	19/03/2024	Fusion Pharma	AstraZeneca	97 % ¹	0.4 %	oncology
	29/04/2024	Deciphera Pharmaceuticals	ONO Pharmaceuticals	75 %	0.8 %	oncology
2025	28/04/2025	SpringWorks Therapeutics	Merck KGaA	17 %	2.0 %	oncology
	21.05.2025	Vigil Neuroscience	Sanofi	246 % ¹	0.2 %	CNS
	10/07/2025	Verona Pharma	Merck & Co.	23 %	6.3 %	Respiratory dis.
	09/09/2025	Tourmaline Bio	Novartis	59 %	0.5 %	cardiovascular
	18/09/2025	89bio	Roche	79 %	0.6 %	Metabolism
	22/09/2025	Metsera	Pfizer	42 %	0.4 %	Metabolism
	29/09/2025	Merus	Genmab	41 %	3.2 %	Oncology
	09/10/2025	Akero	Novo Nordisk	19 % ^{1/3}	1.8 %	Metabolism

Past performance is no guarantee and no indicator of future performance. Source: own calculation

¹ plus right to rectify in the event of product success (CVR)

² offer in cash and shares

³ based on the volume-weighted average price of the last 30 days before the takeover was announced

⁴ price increase since the beginning of the takeover rumours; weighting before the beginning of the takeover rumours


⁵ price increase/weighting since the last trading day before the first non-binding takeover bid

In the last 3.5 years, **35 takeovers** of portfolio companies

Young **innovative leaders** in the focus of M&A deals

Continued **high funds in large caps**

Takeovers create **added value** in the fund, performance contribution:



Interdisciplinary team made possible by:

- **Biotech:** recognising 'genuine' innovation
- **Pharma:** recognising which companies need to 'buy in' innovation in which therapeutic areas

OUR FUND: MEDICAL BioHEALTH

Our key investment criteria

Level of Innovation



New standard

*First in Class,
Best in Class*

Development Status



Product close to the market

Proof of Concept

Management & Financing



Experience and sufficient cash for development

Biotech companies are largely financed by equity.

Assessment



Above-average growth potential through successful product development

The **qualitative and scientific analysis** is the core of the due diligence.

OUR FUND: MEDICAL BioHEALTH

Our investment process



The right company (stock picking)

at the right price (valuation)

at the right time (taking advantage of volatility)



Internal research

- Company contacts
- Annual reports
- Investment conferences
- Scientific congresses & publications
- Expert opinion*



External research

Specialised Brokers



Internal database

- ~900 companies
- development status, patents, competition, financial parameters



Sustainability

- Consistent exclusion of companies with severe violations against the environment, human rights and business ethics
- Screening with leading ESG data providers: MSCI



Proprietary valuation model

Revenue multiple valuation:

- Based on revenue and price estimates from database
- Inclusion of degree of innovation (multiples of 3x-6x)



Portfolio construction

- 70 – 100 companies
- Weighting (from 0.25% to 5%) according to risk profile, liquidity, company size

OUR FUND: MEDICAL BIOHEALTH

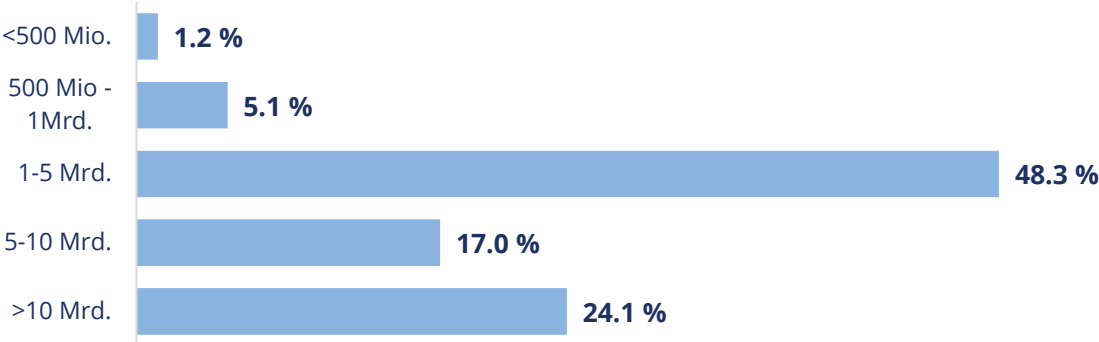
The gist of it




Sector Allocation



Allocation based on Company Size



Country Allocation (Top 5)



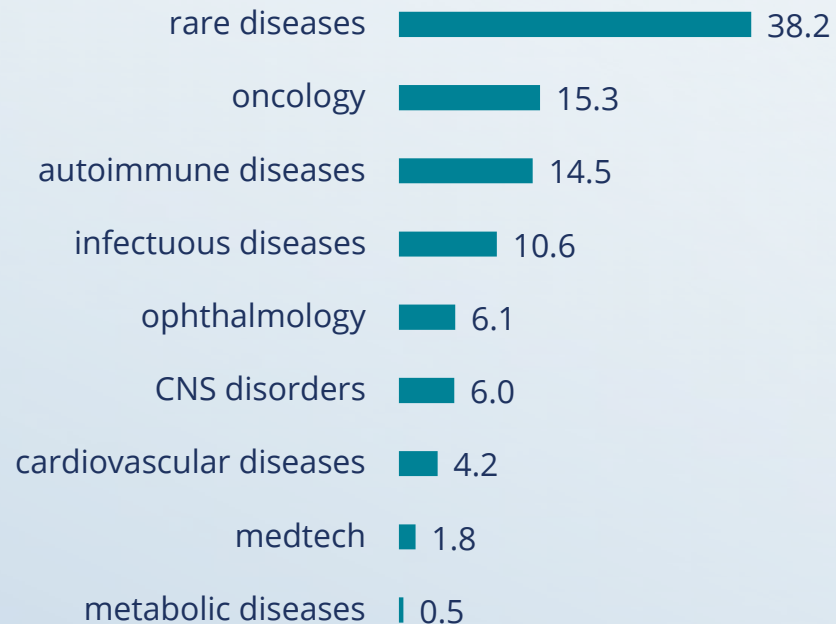
Source and status: anevis solutions GmbH, 30 November 2025

Past performance is no guarantee and no indicator of future performance. Caution: the distribution may vary over time

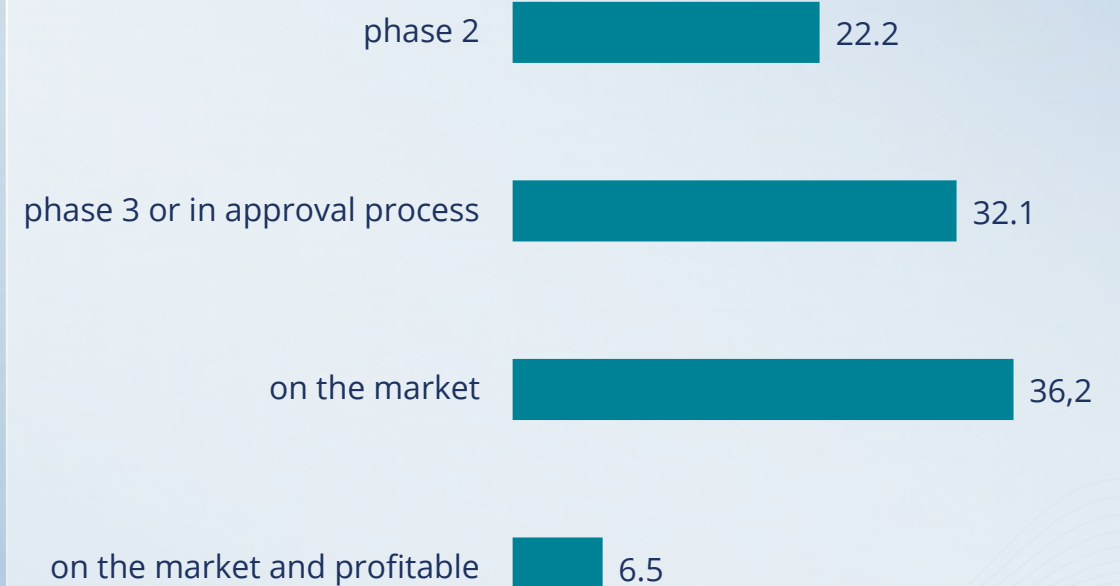
OUR FUND: MEDICAL BioHEALTH

Allocation by therapeutic area & development status

Overview by therapeutic area (in %)



Overview by development status of the companies (in %)



OUR FUND: MEDICAL BioHealth

Top 10 companies

company	therapeutic area	specification	country	development	Market capitalisation (EUR)	weighting
Insméd	infectious disease	lung	US	on the market	38.3 bil.	8.0 %
BrdigeBio	rare diseases	Neurology, haematology	US	phase 3 / approval	11.9 bil.	5.5 %
Arcutis Biotherapeutics	autoimmune	skin	US	on the market	3.3 bil.	4.6 %
Protagonist	rare diseases	inflammation, haematology	US	phase 3	4.8 bil.	4.1 %
Ascendis Pharma	rare diseases	growth	DNK	on the market	10.5 bil.	4.1 %
Disc Medicine	rare diseases	haematology, metabolism	US	phase 3	3.1 bil.	4.0 %
Tarsus Pharmaceuticals	ophthalmology	eyes	US	on the market	3.0 bil.	3.8 %
Traverse Therapeutics	rare diseases	chronic kidney disease	US	On the market	2.8 bil.	3.0 %
Abivax	Autoimmune	chronic inflammatory bowel diseases	FR	phase 3	8.5 bil.	2.7 %
Revolution Medicines	Oncology	RAS-mutated tumors	US	phase 1/2	12.4 bil.	2.6 %

OUR FUND: MEDICAL BIOHEALTH

Performance overview

Indexed performance over the last 10 years (in %)



Source and status: anevis solutions GmbH, 30 November 2025

	YTD	1 year	3 years	3 years p.a.	5 years	5 years p.a.	10 years	10 years p.a.
Cumulative performance (gross, in %)	27.1 %	21.1 %	59.8 %	16.9 %	43.1 %	7.4 %	158.4 %	10.0 %
volatility	26.6 %	26.2 %	23.9 %	-	25.9 %	-	24.9 %	-

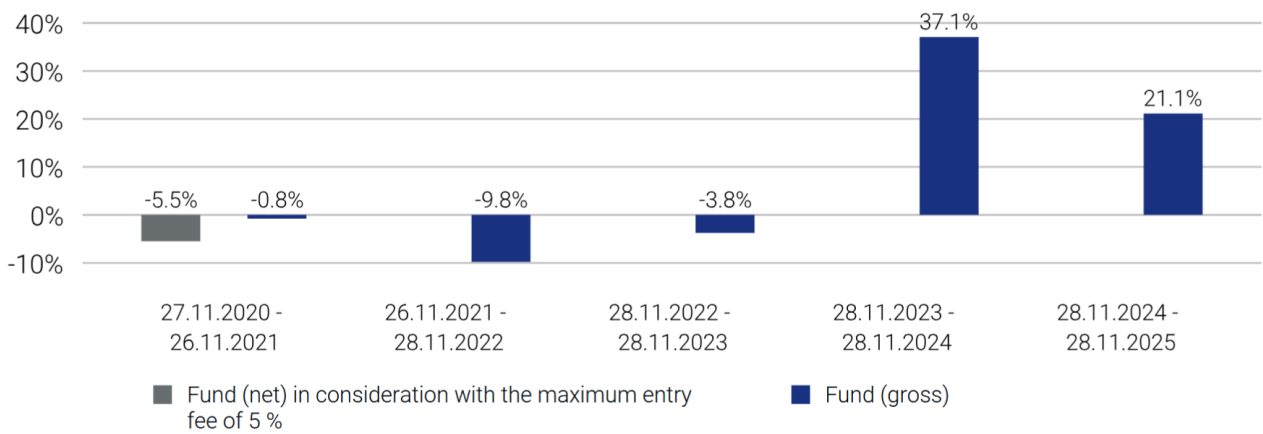
Source and status: anevis solutions GmbH, 30 November 2025

Source: anevis solutions GmbH / Hauck Aufhäuser Lampe; Performance calculation based on gross performance (BVI method) The issue premium (for investment and reinvestment) was not taken into account and individual costs such as custodian fees were not included. If the issue premium and custodian fees are included, the performance would be lower. Past performance is no guarantee and no indicator of future performance. Note: The distribution may vary over time.

OUR
FUND:
MEDICAL
BioHEALTH

Performance
overview

Annual performance over the last 5 years, rolling, as a bar chart, gross and net (in %)



Source and status: anevis solutions GmbH, 30 November 2025

Monthly performance overview

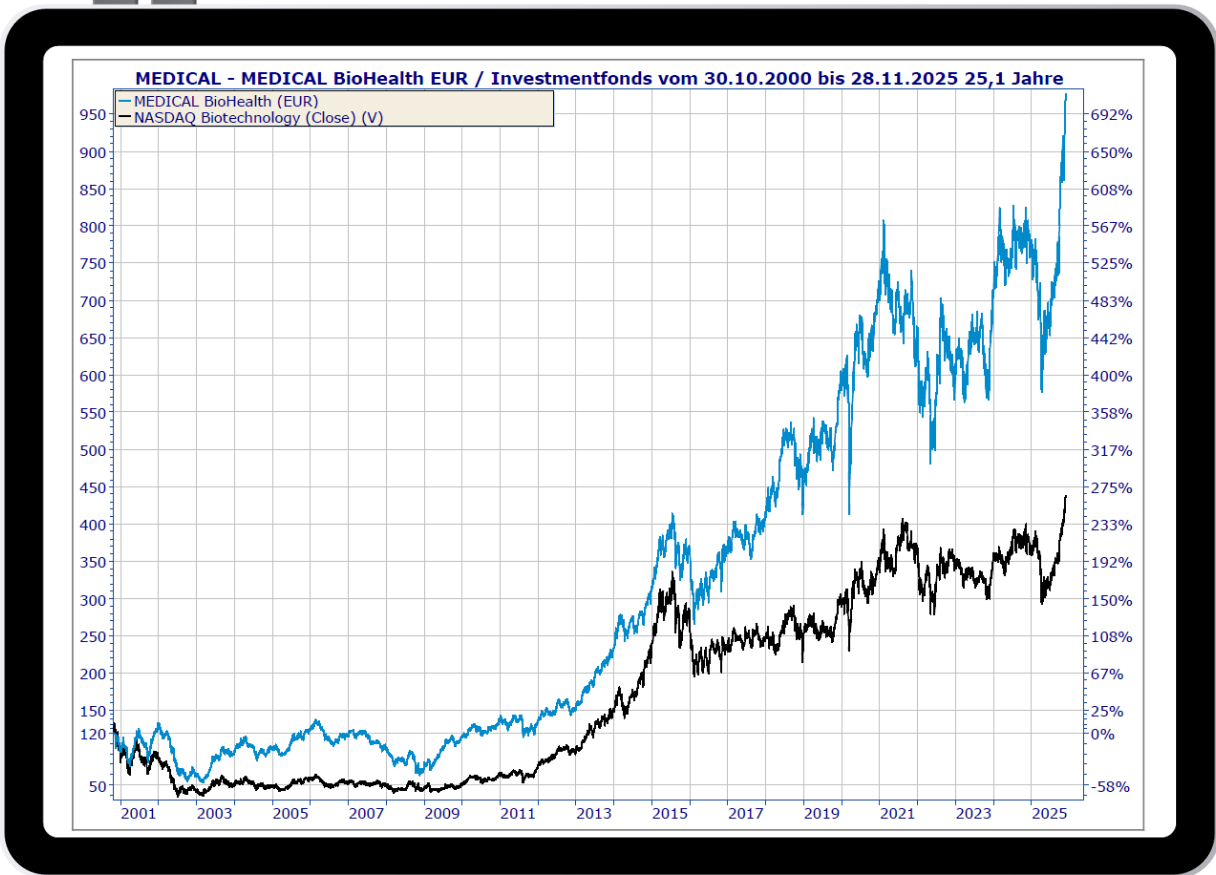
	Jan	Feb	March	April	May	June	July	Aug	Sep	Oct	Nov	Dec	Year
2019	11.9 %	8.7 %	2.5 %	0.2 %	-2.5 %	2.7 %	3.0 %	-3.9 %	-3.1 %	2.6 %	11.9 %	4.8 %	44.1 %
2020	-2.4 %	-3.0 %	-12.1 %	24.2 %	5.6 %	1.0%	-5.1 %	-2.5 %	3.3 %	2.3 %	7.7 %	1.4 %	17.5 %
2021	5.6 %	-2.3 %	-2.4 %	-0.3 %	-4.2 %	4.9 %	- 5.4 %	4.3 %	-1.4 %	0.9 %	- 7.4 %	0.1 %	-8.3 %
2022	-12.4 %	2.3 %	3.6 %	-5.7 %	-8.3 %	9.3 %	8.6 %	6.9 %	-2.7 %	1.7 %	-6.9 %	-1.0 %	-7.2 %
2023	4.6 %	-0.3 %	-7.7 %	2.3 %	7.2 %	2.8 %	5.3 %	-3.5 %	-3.1 %	-9.7 %	2.2 %	20.9 %	19.3 %
2024	2.7 %	11.2%	-3.3 %	-5.4 %	-0.2 %	3.7 %	2.8 %	0.2%	-3.1 %	0.7 %	4.4 %	-4.8 %	7.9 %
2025	0.0 %	-4.5%	-5.4	-3.9 %	-1.3 %	1.7 %	6.7 %	4.3 %	8.1 %	13.9 %	6.4 %		27.1 %

Source and status: anevis solutions GmbH, 30 November 2025

Source: anevis solutions GmbH / Hauck Aufhäuser Lampe; Performance calculation based on gross performance (BVI method). The front-end load (on investment and reinvestment) was not taken into account, nor were individual costs such as custodian fees. If the front-end load and custodian fees are included, the performance would be lower. Past performance is no guarantee and no indicator of future performance. Note: The allocation may vary over time.

OUR FUND:MEDICAL BioHealth

Outperformance of the EUR/retail tranche



performance since
launch 30 October
2000

in EUR,
in %

outperformance
in EUR in %



**MEDICAL
BioHealth EUR**

714.2 %



**NASDAQ
Biotechnology**

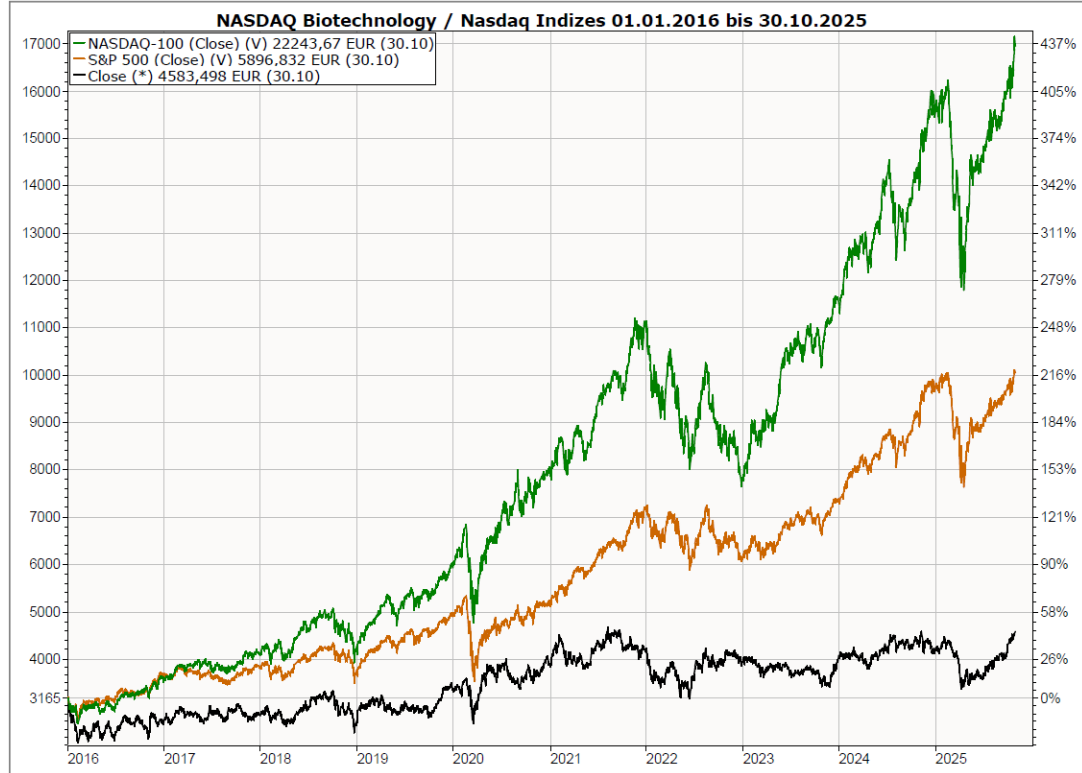
251.0 %

463.3 %

As at 30 November 2025; Source: vwd; Price indices in EUR; For the calculation of the index performance and the exchange rate conversion, the previous day's closing prices were used. Since the fund is mainly invested in North America, the time difference was taken into account. Performance is calculated according to gross performance (BVI method). The front-end load (on investment and reinvestment) was not taken into account, nor were individual costs such as custody fees. If the front-end load and custody fees are included, performance would be lower. Past performance is no guarantee and no indicator of future performance.

BIOTECH ON THE VERGE OF A COMEBACK

MEDICAL BioHealth with attractive upside potential



Valuation discount relative to NASDAQ and S&P 500 is historically high – thus increasing **catch-up potential** in the event of a market rotation.



Biotech is an early cyclical sector: in the past, periods of weakness have usually been followed by disproportionately strong recoveries.



Fundamentally supported: Pipeline density, M&A momentum and cash reserves of many biotech companies are at record levels.

The MEDICAL BioHealth Fund offers investors access to a sector that is currently **undervalued** but **structurally strong in terms of growth**. The combination of scientific progress, regulatory clarity and capital inflows creates the basis for **disproportionate recovery potential**.

As at 31 October 2025; Source: vwd; Price indices in EUR; For the calculation of the index performance and the exchange rate conversion, the previous day's closing prices were used. Since the fund is mainly invested in North America, the time difference was taken into account. Performance is calculated according to gross performance (BVI method). The front-end load (on investment and reinvestment) was not taken into account, nor were individual costs such as custody fees. If the front-end load and custody fees are included, performance would be lower. Past performance is no guarantee and no indicator of future performance.

OUR FUND: MEDICAL BioHEALTH

Facts & figures

unit classes	EUR	EUR H	I (institutional)	S (institutional)	I X (institutional)	EUR E (institutional)	USD
share class currency	Euro	Euro (USD is hedged)	Euro	Euro (USD is hedged)	Euro	Euro	USD
ISIN	LU0119891520	LU0228344361	LU0294851513	LU0295354772	LU1152054125	LU1783158469	LU3092605388
WKN	941135	A0F69B	A0MNRQ	A0MQG5	A12GCR	A2JEMC	A41ALB
Bloomberg	OPMEDIC LX	OPJZ GR	OPMEDEI LX	OPMDEIH LX	OPMDEIX LX	OPMEDEE LX	MEDIBHU LX
launch date	October 30 th , 2000	September 30 th , 2005	May 2 nd , 2007		July 4 th , 2016	April 30 rd , 2018	Juli 31 st , 2025
minimum investment	none		100.000 EUR (none for foundations)		10 mn. EUR	20 mn. EUR	none
issue surcharge	up to 5% of the investment amount						
portfolio commission	up to 0.6% for distribution		none		none	none	none
ongoing costs*	1.82%	1.83%	1.32%	1.33%	1.03%	0.96%	1,32 %
plus any performance-related remuneration*	15.0 % of the increase in value in excess of 5.0 % (hurdle rate) in relation to the NAV per share in the financial year (high water mark)		10.0 % of the increase in value in excess of the hurdle rate of 5.0% in the financial year (high water mark)		10.0 % of the excess of growth over the hurdle rate, based on the NAV per share in the financial year (high water mark)	None	10 % of the outperformance in excess of the 5.0 % hurdle rate based on the NAV per share in the financial year (high water mark)
appropriation of earnings	accumulation	accumulation	accumulation	Target distribution 5 % p.a. (26 March 2025: €27.52 per unit)	accumulation	accumulation	accumulation
total volume	approx. €836 million (as at November 30 th , 2025)						
financial year	31. December						
ESG	Art. 8 in accordance with the Disclosure Regulation (SFDR) Sustainable Investment in accordance with MiFID II guideline Art.2 point 7C						

WHY INVEST IN MEDICAL BioHEALTH?

reason #1

Focus on young innovation leaders with significant potential for value appreciation

reason #2

In-depth biomedical expertise

reason #3

Long-standing track record with significant outperformance vs. benchmark

reason #4

Disciplined, structured analysis and investment process





> Daimlerstrasse 15

> 86356 Neusäß,
Germany

> www.medicalstrategy.de



Jürgen Harter

+49(0) 821-259351-14

+49(0) 173-9627604

jharter@medicalstrategy.de



Thomas Vorlicky

+49(0) 821-259351-13

+49(0) 170-1763551

tvorlicky@medicalstrategy.de



Martina Beran

+49(0) 821-259351-15

+49(0) 151-10572471

+43(0) 699-1000 6633

mberan@medicalstrategy.de



Benjamin Gellert

+49(0) 821-259351-16

+49(0) 160-94655291

bgellert@medicalstrategy.de

This is a non-binding **marketing communication**. It is for informational purposes only and does not constitute a public offer, recommendation, advice or solicitation to buy or sell fund units, nor should it be considered a solicitation to submit an offer to enter into a contract for investment services or ancillary services. It is not a financial analysis and is therefore not subject to any legal requirements regarding the impartiality of financial analyses. It is therefore not subject to any prohibition on trading prior to the publication of financial analyses. The value of the special fund (fund) and thus the value of each unit may rise or fall relative to the issue price. This may mean that investors may not recover the full amount of their investment when they sell their shares. No assurance can be given that the investment policy objectives will be achieved.

Past performance is not a guarantee or an indicator of future performance.

Further detailed information on the opportunities and risks is contained in the sales prospectus and the basic information sheet. The sales prospectus, the basic information sheet and the associated semi-annual and annual reports are the only binding basis for the purchase of fund units. They are available from the management company Hauck & Aufhäuser Fund Services S.A., 1c, rue Gabriel Lippmann 5365 Munsbach, Luxembourg, and at <https://medicalstrategy.de/fonds/medical-bio-health>.

The information provided is based on the current legal and tax situation. No guarantee is given that this will not change as a result of legislation, court rulings or decrees issued by the tax authorities. Changes may also be introduced retroactively and have adverse effects. Tax treatment depends on the personal circumstances of the individual investor. Tax advice should therefore be sought for detailed information.

The opinions expressed in this product information reflect the current, carefully prepared assessment of Medical Strategy GmbH; these may change at any time without prior notice. Despite careful procurement and provision, Medical Strategy GmbH and third parties from whom Medical Strategy GmbH obtains information accept no liability for the correctness, completeness, timeliness or accuracy or availability of the data made available and displayed as part of this information offering. Medical Strategy GmbH and anevis solutions GmbH, which is responsible for the technical production of the presentation/monthly reports, have not verified the data themselves and accept no liability for losses caused by or in connection with the use of this information. The use of this information is at your own risk. The shares of this fund are not intended for distribution in the United States or to US citizens. Any unauthorised use of this document, in particular its reproduction, processing, forwarding or publication, is prohibited. The author of this document and its affiliated companies accept no liability for the accuracy, completeness or timeliness of the information contained herein or for the opinions expressed. Any past performance figures, backtest data or simulations based on past or future events contained in this document are not a guarantee of future performance.

As of 06/2025

- **Past performance is not a reliable indicator of future performance.**
- **A proven analytical approach does not guarantee future investment success.**
- **Stock market risk due to possible price declines caused by difficult market conditions:**
Securities are subject to market-related price fluctuations that may not be offset by the active management of the asset manager or investment advisor. In addition, there are specific risks associated with drug development, such as clinical failure, regulatory hurdles, delayed approvals or unexpected safety issues, which can significantly impair the value of the company.
- **Currency risks due to foreign holdings in the portfolio:**
You are exposed to currency risk if investments are made in securities or bonds denominated in a foreign currency and the underlying exchange rate falls. The appreciation of the euro (depreciation of the foreign currency) causes foreign assets denominated in euros to lose value. The exchange rate risk of foreign securities is thus compounded by currency risk, even if the securities are traded in euros on a German stock exchange. You may suffer a loss if the foreign currency in which the investment was made depreciates against your domestic currency.
- **Country, credit and liquidity risks of issuers:**
The creditworthiness of the issuer is one of the most important selection criteria for bonds. An issuer's creditworthiness may deteriorate during the term of the bond to such an extent that the issuer's interest and principal payments are not only at risk but may even be defaulted. This can result in a total loss of your investment.
- **Long-term experience, certificates and awards do not guarantee investment success.**
- **Sustainability risk:**
Environmental conditions, social upheaval and/or poor corporate governance can have a negative impact on the value of investments and assets in a number of ways. These so-called sustainability risks can have a direct impact on the net assets, financial position and earnings of the investment objects and also on their reputation.
- **Risks associated with investing in small and medium-cap companies:**
The fund invests in early-stage medical development work. This results in the risk that the fund may hold shares in companies that only have a medium or small market capitalisation and are therefore less resilient to crises.
- **Concentration risk:**
The fund's concentration on its specific investment segment of equities and its specialisation in the biotechnology sector prevents diversification across different asset classes and thus more comprehensive risk diversification.

MANAGEMENT COMPANY:

Hauck & Aufhäuser Fund Services S.A. R.C.S. Luxembourg Nr. B28878
1c, rue Gabriel Lippmann L-5365 Munsbach

CUSTODIAN AND PAYING AGENCY:

Hauck Aufhäuser Lampe Privatbank AG, Niederlassung Luxemburg
7, rue Gabriel Lippmann L-5365 Munsbach

REGISTRATION AND TRANSFER OFFICE

Hauck Aufhäuser Lampe Privatbank AG, Niederlassung Luxemburg
7, rue Gabriel Lippmann L-5365 Munsbach

PAYMENT AGENT FUNCTION:

Germany

Hauck & Aufhäuser Fund Services S.A. R.C.S. Luxembourg Nr. B28878
1c, rue Gabriel Lippmann L-5365 Munsbach
info-hafs@hauck-aufhaeuser.com

Austria

Erste Bank der österreichischen Sparkassen AG
Am Belvedere 1
A-1100 Wien
E-Mail: foreignfunds0540@erstebank.at

Swiss representative:

1741 Fund Solutions AG
Burggraben 16
9000 St. Gallen

© Copyright

This publication is protected by copyright. The rights arising from this, in particular the rights of translation, reprinting, presentation, extraction of illustrations and tables, radio transmission, microfilming or reproduction by other means and storage in data processing systems, are reserved, even in the case of partial use. Complete or partial reproduction of this publication is only permitted in individual cases within the limits of the statutory provisions. Violations may result in civil and criminal penalties. Image rights held by Medical Strategy (Adobestock, fotolia, iStock, getty Images).

Disclaimer

Although this publication has been prepared with care, it cannot be ruled out that it is incomplete or contains errors. The publisher, its managing director, senior executives or employees are therefore not liable for the accuracy, completeness and timeliness of the information; this also applies to the data contained in this document that originates from third parties, even if only data that was considered reliable has been used. Any inaccuracies or omissions in the information do not constitute grounds for liability, either for direct or indirect damages.

Any statements on the market situation contained herein represent our own view of the circumstances described. This does not constitute a general statement or a recommendation or investment advice. The statements are also based on our assessment of the current legal and tax situation. The statements made in this publication are subject to change without prior notice.

This publication is not to be understood as an offer to sell or a solicitation of an offer to purchase securities. In particular, it is not a sales prospectus within the meaning of the law, but rather an advertising presentation intended for individual information purposes.

Reading this publication does not replace individual advice.

The information contained in this publication does not constitute investment advice, but merely provides a brief summary of the key features of the fund. The sales prospectus contains complete information about the fund, detailed information on investment objectives, fees and risks, as well as legal and tax information.

The sales prospectus, the key information document and the associated semi-annual and annual reports are the only binding basis for the purchase of fund units. Please read the sales prospectus and the key information document carefully and consult your legal and/or tax advisor before making an investment. The sales prospectus and the key investor information are available free of charge in German upon request from the management company or at <https://medicalstrategy.de/fonds/medical-bio-health>.