

as of 02/28/2022

MEDICAL STRATEGY

Healthcare Investment Advisors

When expertise
and continuity
meet capital,
values grow

MEDICAL BioHealth

Share class EUR H

Strategy

The fund concentrates on companies in the growing healthcare market that are not threatened by patent expiries and the associated loss of turnover, but are in fact demonstrating strong value growth dynamics through innovation. These are predominantly small and medium-sized companies (small and mid caps) whose potential has not yet been discovered by the market. Investment decisions are guided by neither the mass market nor any index but are based in all cases on rigorous individual analyses of each company.

The fund's approach is to provide long-term support for selected companies when they are growing most strongly because it is only over the long term that companies can develop their potential to the full. In doing so, the broadest possible spread is pursued and the weightings are based on opportunity/risk assessments. In addition to intensive scrutiny and analysis, successful investment in the healthcare sector requires a good deal of patience and perseverance. Consequently, it is only strategic investors who take a long-term approach that are able to take advantage of this strong potential.

Performance over the last 10 years (in %)



Calculation according to the Gross fund performance (BVI method), means without taking into account the entry fee. Past performance is not a guarantee of future returns.

Gross fund performance (BVI method) takes into account all costs incurred at fund level (for example, management fees); net fund performance also takes into account the entry fee. Further costs may be charged individually at customer level, including custody fees, commission and other charges. Example calculation (net method): An investor wishes to buy shares with capital of €1,000. Based on a maximum entry fee of 5 %, €50 will be deducted from their investment as a one-off initial charge. In addition, custody fees may be applied, which will further reduce the investor's return. The level of custody fees can be found in your bank's schedule of fees and services.

Performance (gross, in %) and Volatility (in %)

	YTD	1 Year	3 Years	5 Years	10 Years	since Inception
effective	-11.4	-26.9	6.8	37.0	226.9	284.9
annualised		-26.9	2.2	6.5	12.6	8.6
Volatility	32.4	24.6	26.6	23.8	20.9	20.7

Monthly performance overview (in %)

	Jan	Feb	Mar	Apr	May	Jun	Jul	Aug	Sep	Oct	Nov	Dec	Year
2018	8.3	0.6	-2.7	2.1	5.5	3.9	0.1	5.0	-2.1	-13.3	2.0	-12.7	-5.9
2019	11.9	8.2	1.4	-0.4	-3.2	4.5	1.1	-4.7	-4.2	3.4	11.5	5.7	38.9
2020	-3.6	-3.6	-11.9	22.8	7.2	2.1	-1.9	-1.8	1.8	1.6	9.5	3.1	23.8
2021	4.8	-1.8	-5.9	2.4	-3.8	2.8	-5.7	3.6	-2.8	1.2	-10.4	0.6	-15.2
2022	-13.9	2.9											-11.4

Fund data

ISIN	LU0228344361
WKN	A0F69B
Valor	2256911
Bloomberg-Ticker	OPJZ GR
Domicil	Luxemburg
Share class	EUR H
Fund currency	EUR
Launch date	09/30/05
Financial year end	12/31
Authorised for distribution	AT, CH, DE, LU
Minimum investment	none
Funds volume	612.17 Mio. EUR
Share class volume	19.49 Mio. EUR
Redemption price	484.78 EUR
Income utilisation	Retention
Management company	Hauck & Aufhäuser
Custodian bank	Hauck & Aufhäuser Privatbankiers AG NL Luxemburg ²
Paying agent	Hauck & Aufhäuser Privatbankiers AG ³
Investment manager	Medical Strategy GmbH ⁴
Sales commission (for distribution)	up to 5.00 % of the net asset value
Ongoing charges (01.01.20 - 31.12.20)	1.84 % (Tranche EUR H)
Management and Fund Manager Fee p.a.	up to 1.90 %
Custodian Fee	up to 0.10 %



SAUREN
FONDSMANAGER-RATING



Factsheet & Monthly News

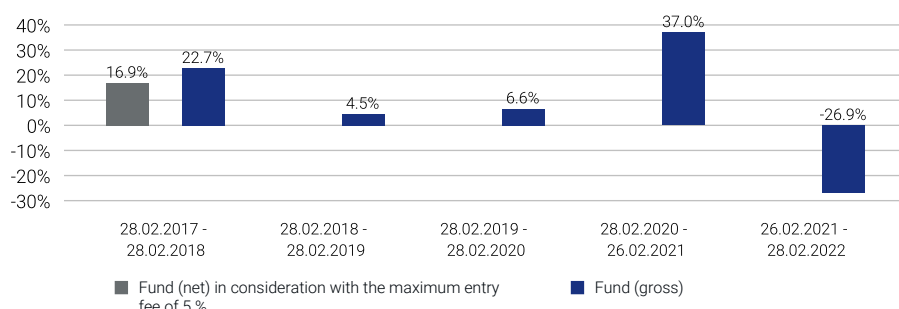
as of 02/28/2022

MEDICAL STRATEGY
Healthcare Investment Advisors

When expertise
and continuity
meet capital,
values grow

MEDICAL BioHealth Share class EUR H

Yearly performance of the last 5 years as rolling barchart gross & net (in %)



Calculation according to the Gross fund performance (BVI method), means without taking into account the entry fee. Past performance is not a guarantee of future returns.

Gross fund performance (BVI method) takes into account all costs incurred at fund level (for example, management fees); net fund performance also takes into account the entry fee. Further costs may be charged individually at customer level, including custody fees, commission and other charges. Example calculation (net method): An investor wishes to buy shares with capital of €1,000. Based on a maximum entry fee of 5 %, €50 will be deducted from their investment as a one-off initial charge. In addition, custody fees may be applied, which will further reduce the investor's return. The level of custody fees can be found in your bank's schedule of fees and services.

Benefits

- Participation in the global growth of the healthcare market
- Portfolio of carefully selected companies
- Focus on developers of innovative therapies
- Know-how of an interdisciplinary team of experts with a scientific background

Risks

- Price risk
- Credit risks
- Liquidity risks
- Counterparty risks
- Market risk
- Risks from the use of derivatives
- Currency risks

MEDICAL BioHealth – key points

Both the retail and the institutional tranche of MEDICAL BioHealth ended the month with a gain of 2.3%. The USD-hedged and the institutional USD-hedged tranche recorded a plus of 2.9%. Hence the Fund clearly outperformed the Nasdaq Biotechnology Index, which lost 2.1%. (All figures in EUR, source: vwd Group, calculation according to the gross fund performance [BVI method])

Because of patent expiries, the pharmaceutical industry is dependent on a continuous flow of innovations. This is why the Fund focuses on small- and mid-cap companies and hence on up-and-coming biopharma stocks with above-average price potential. Conversely, the MEDICAL BioHealth avoids firms with imminent patent expiries. The success of this strategy is evident from the clear outperformance (EUR tranche). Since the Fund was first launched on 30.10.2000, it has outperformed the Nasdaq Biotechnology Index by 231.3% and the MSCI WORLD Healthcare by 141.8%. (All figures in EUR, source: vwd Group, calculation according to the gross fund performance [BVI method])

The strongest gains in the past month were achieved by Lantheus Holdings (+88%, see Company News), Evolus (+31%, according to business figures) and Kura Oncology (+25%, according to business figures). Among the losers was Mirati Therapeutics (-22%, disappointing product sales from competitor Amgen). (All figures in USD, source: vwd Group)

The Fund started to build up five new positions in the reporting period and completely disposed of five positions. As a result, the portfolio currently comprises 156 positions and a further 19 assets in the form of warrants and CVRs (contingent value rights). (All figures in USD, source: vwd Group)

Factsheet & Monthly News

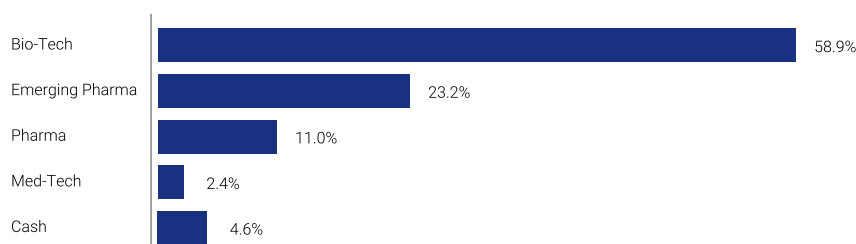
as of 02/28/2022

MEDICAL STRATEGY
Healthcare Investment Advisors

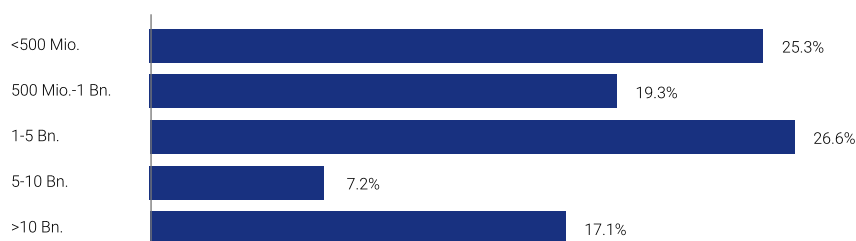
When expertise
and continuity
meet capital,
values grow

MEDICAL BioHealth Share class EUR H


Sector allocation



Market cap (in USD)



Currencies



Healthcare sector – key points

Despite the war in Ukraine, stocks in the healthcare sector have gained over the past month. The MSCI World Healthcare gained 0.7%. Biotechnology stocks recorded a price increase of 1.2% (MSCI World Biotechnology). Medtech stocks, listed in the MSCI World Healthcare Equipment & Supplies, were up by 3.2% and the healthcare providers by 2.3% (MSCI World Healthcare Providers & Services). Hence the healthcare stocks outperformed the broad market, which recorded losses: the MSCI World lost 0.7%, the Dow Jones 1.9% and the S&P 500 1.1%.

With the publication of positive phase III trial results on the efficacy of the HER2-directed drug Enhertu for advanced breast cancer, AstraZeneca achieved a major therapeutic breakthrough. Trial participants were characterised by a HER2-low tumour expression and would normally be treated with chemotherapy. Until now, HER2-directed drugs had not managed to show significant effects in this patient group. The drug Enhertu (trastuzumab deruxtecan), developed in partnership with Daiichi Sankyo, led to significant improvements in progression-free survival and overall survival in these patients for the first time. The trial results are very significant because in total around 55% of breast cancer patients could benefit from a HER2-directed therapy. With this in mind, analysts are forecasting that Enhertu, which could also be approved as a drug for other tumour indications such as gastric cancer, will achieve annual peak sales of over 10 billion USD.

The portfolio management has taken advantage of the current market situation to make targeted shifts and acquisitions of undervalued biopharma stocks.

Top 10 Holdings

Seagen Inc.	3.16 %
Albireo Pharma Inc.	2.65 %
Neurocrine Biosciences Inc.	2.41 %
ANI Pharmaceuticals Inc.	2.31 %
Genmab AS	2.07 %
AstraZeneca PLC Registered Shares	1.94 %
Lantheus Holdings Inc.	1.82 %
Sanofi S.A.	1.81 %
Bayer AG Namens-Aktien o.N.	1.75 %
Ionis Pharmaceuticals Inc.	1.66 %
Sum	21.58 %

Total Number **156**

Largest country positions

USA	67.81 %
Canada	4.46 %
Great Britain	4.00 %
Denmark	3.48 %
France	2.59 %

ESG (Art.8)

This is a financial product within the meaning of Art. 8 of Regulation (EU) 2019/2088 (Disclosure Regulation).
Target market classification (GV1C1): Sustainable (ESG)
BVI: Data field N = E

as of 02/28/2022

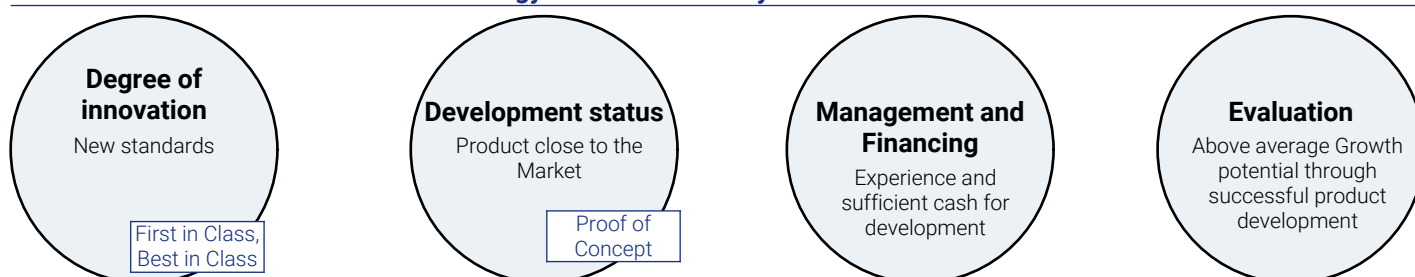

MEDICAL STRATEGY
 Healthcare Investment Advisors


 When expertise
and continuity
meet capital,
values grow

MEDICAL BioHealth

Share class EUR H

A successful consistent investment strategy for more than 20 years:



Company news of portfolio companies

CTI BioPharma | VONJO® (pacritinib) approval for myelofibrosis

CTI BioPharma is a US biotech company specialising in the development of therapies for various forms of cancer. Pacritinib was approved by the FDA during the reporting month. The drug, an oral kinase inhibitor with specificity for JAK2 and IRAK2, is now approved for the treatment of myelofibrosis with thrombocytopenia. In myelofibrosis, connective tissue in the bone marrow overgrows blood-forming cells. Thrombocytopenia (low blood platelet count) affects a large proportion of patients. In contrast to an approved competitor product, VONJO® is able to bring the blood platelet count back up. According to JMP (01.12.21), VONJO® offers a sales potential of 1.3 billion USD.

Lantheus Holdings | Positive sales growth for Pylarify®

Lantheus develops, among other things, precision diagnostics for improved imaging of cancer diseases. In mid-February, the American biotech company presented its business figures for the 4th quarter 2021; according to these, Lantheus' total sales increased by 37.9% USD compared to the same quarter last year (129.6 million USD vs. 94.2 million USD) and therefore significantly exceeded analyst expectations (average Refinitiv estimate: 111.8 million USD). With sales of over 35 million USD, the recently approved contrast agent Pylarify®, used as a novel prostate cancer diagnostic agent, was the most important factor in this positive development. Against this background, Lantheus issued its first sales guidance of 300-325 million USD for this product for 2022.

Biohaven | Deals for pipeline expansion

Biohaven is an American specialist in the field of migraine therapy. The company's key value driver is Nurtec® ODT, an approved, oral CGRP antagonist for acute and preventive treatment. The business figures published for the 4th quarter 2021 confirm that, with a sales increase of +39% (QoQ), Nurtec® continues to offer very good growth potential. In addition, the company also announced two deals to expand its pipeline: one with Knopp Bioscience for a number of promising Kv7 ion channel activators that could be used for various diseases of the central nervous system. The other relates to a drug candidate from Bristol-Myers Squibb that will be used in the field of neuromuscular diseases, including spinal muscular atrophy. Approval-related trials are scheduled to be started this year.

Crinetics Pharmaceuticals | Outlicensing of paltusotine in Japan

Crinetics develops drugs for rare hormone-related diseases. The American biotech company recently announced it is entering into a strategic partnership with Sanwa Kagaku Kenkyusho for the development and commercialisation of paltusotine in Japan. Paltusotine is being investigated in the indications gigantism and neuroendocrine (hormone-producing) tumours. Through this licence, Crinetics will receive an upfront payment of 13 million USD, additional payments upon achievement of certain developmental, regulatory and commercial milestones as well as additional sales-related royalties.

Silence | Drug for long-term lowering of lipoprotein(a)

London-based biotech company Silence Therapeutics owns a proprietary platform (mRNAi GOLD™). It is based on the so-called RNA interference (= small interfering RNA [siRNA]), i.e. it should be possible in the future to treat certain metabolic diseases through targeted "silencing" of disease-causing genes. The most important pipeline candidate is the SLN360 programme in the indication genetic dyslipidaemia (= pathological blood lipid elevation). A specific siRNA is to be used to lower lipoprotein(a) (LpA) levels at the root cause and thus reduce the risk of cardiovascular disease. Since, according to estimates, approximately 10% of the world population suffers from this hereditary dyslipidaemia, the need is considered very high in view of cardiovascular complications. In a phase I trial of SLN360 involving participants with elevated LpA, a single dose of the drug produced a significant reduction in the LpA biomarker of around 81% which lasted over 150 days.

Factsheet & Monthly News

as of 02/28/2022

MEDICAL STRATEGY
Healthcare Investment Advisors

When expertise
and continuity
meet capital,
values grow

MEDICAL BioHealth Share class EUR H

Disclaimer

Further detailed information on opportunities and risks can be found in the Sales Prospectus. This prospectus and the half-yearly and annual reports are the final binding basis for the acquisition of fund units. They are available from the Management Company. The statements are based on the current legal and tax situation. No guarantee is given that this will not change as a result of legislation, court rulings or decrees of the tax authorities. Changes can also be introduced retroactively and have an adverse effect. The tax treatment depends on the personal circumstances of each client. The statements of opinion contained in this product information reflect the current, carefully prepared assessment of Medical Strategy GmbH; these may change at any time without prior notice. The units of this fund are not intended for distribution in the USA or to US citizens. This document is an advertisement. It cannot replace an individual consultation, is not investment advice and is not an invitation to buy or sell units and serves exclusively to describe the product. It is not a financial analysis and therefore does not have to meet all legal requirements for the impartiality of financial analyses. It is therefore not subject to a ban on trading prior to the publication of financial analyses. Medical Strategy GmbH and third parties from whom Medical Strategy GmbH obtains information do not assume any liability for the correctness, completeness, up-to-dateness or accuracy as well as availability of the data made available and displayed within the scope of this information offer despite careful procurement and provision. Medical Strategy GmbH and Cleversoft GmbH, which technically prepares the monthly reports, have not verified the data themselves and accept no liability for losses caused by the use of this information or in connection with the use of this information. The use of this information is at your own risk. It does not constitute investment advice.

¹⁾ Management company: Hauck & Aufhäuser Fund Services S.A. - 1c, rue Gabriel Lippmann - 5365 Munsbach

²⁾ Custodian bank: Hauck & Aufhäuser Privatbankiers AG NL Luxemburg - 1c, rue Gabriel Lippmann - 5365 Munsbach

³⁾ Information by: Hauck & Aufhäuser Privatbankiers AG - Kaiserstraße 24 - 60311 Frankfurt am Main

⁴⁾ Investment manager: Medical Strategy GmbH - Bahnhofstraße 7 - 82166 Gräfelfing; another office: Medical Strategy GmbH - Daimlerstr. 15 - 86356 Neusäß

⁵⁾ plus performance-related fee (for calculation, see Sales Prospectus)